

## 22' BUILT FOR TWO STANDARD CAB OR CAB-OVER



### BODY CONSTRUCTION

- Bumper to Bumper Overall Length: 22' 11"
- Front of Bumper to Rear of Cab: 92 1/2"
- Height at Top of Front Vent: 118 1/2"
- Rear Roof Height: 110 1/2"
- Height with Roof Air: 118 1/2"
- Body Width: 95 1/2" • Interior Height: 76 1/2"
- Rear Bumper Depth: 10 1/2"
- Maximum Cabover Height: 76 1/2"
- Chassis Wheelbase: 158
- Hitch Tongue Weight (lbs.): 500
- Hitch Towing Weight (lbs.): 5000
- Gross Vehicle Weight Rating (lbs.): 12,500
- Cargo Carrying Capacity (lbs.): 1,757

### TANK TYPE

- Fuel: 37 gal.
- Usable LPG @ 80%: 23.2 gal.
- Fresh Water: 25 gal. • Gray Water: 29 gal.
- Black Water: 13 gal. • Water Heater: 6 gal.

### CHASSIS STANDARD EQUIPMENT

- 6.8L Ford V-10 Engine, E350 Chassis, 12,500 GVWR
- Dash Air Conditioning and Heat
- Driver and Passenger Air Bags
- 4-Wheel Anti-Lock Brake System

- Electronic 5-Speed Automatic Transmission
- LT225R16E All Season Tires • 4.10:1 Axle Ratio
- Remote Keyless Entry / Panic Alarm
- 6-Way Power Driver Seat Base • Cruise Control / Tilt Steering
- Power Windows / Door Locks • 50 States Emissions
- AM/FM Dash Stereo w/ CD Player / Clock
- 36-Month/36,000 Mile Bumper to Bumper Limited Warranty

### COACH STANDARD EQUIPMENT

- Oak Cabinetry, Solid Surface Countertop
- Flexsteel Furniture
- Vinyl Inlaid Slate Flooring / Carpeting
- (2) 30"x75" Remote Control Power Incline Twin Beds/Sofas
- Microwave / Convection Oven
- Stainless 7.0 Cu. Ft. (110V / Gas) Refrigerator w/ Freezer
- 3 Burner Stove Top • Black Tank Back Flush
- 6 Gallon Propane / Electric Water Heater
- Double Kitchen Sink w/ Covers
- 12V Thermostatically Controlled Fantastic Fan Reversible w/ Rain Sensor
- 30,000 BTU Thermostatically Controlled Furnace
- Thermopane Windows • Rack and Ladder
- Rear View Mirror w/ Compass and Temperature
- Outside Shower • Drag Rollers
- Stainless Steel Wheel Liners
- Wood Dash Treatment • Power Heated Mirrors
- Fiberglass Running Boards
- Adjustable Dual Air Lift Suspension
- Brushed Nickel Reading Lights • Two Coach Batteries
- TV Antenna and Power Booster
- Telephone Hookup / Cable TV Hookup
- Sewer Hose / Shoreline Electrical Cord / Water Hose
- Tow Package (Includes Hitch and Plug)
- (3) Tubular Steel Roll Bars
- Fiberglass Molded Shower w/ Toilet, Corner Lavatory
- Molded Fiberglass Body Including Fiberglass Floor w/ Wooden Core
- Lifetime Fiberglass Limited Warranty Against Corrosion or Hail Perforation
- 36-Month / 36,000 Miles Limited Warranty on Manufactured Motorcoach
- (2) Twin Travasak Sleeper Systems

DODGEN INDUSTRIES, INC. IS COMMITTED TO THE CONTINUOUS IMPROVEMENT OF ITS PRODUCTS. THE MANUFACTURER RESERVES THE RIGHT, AT ANY TIME, TO MAKE CHANGES IN PRODUCT DESIGNS, SPECIFICATIONS, MATERIALS, COMPONENTS, MODEL AVAILABILITY AND PRICES AS ITS SOLE OPTION, WITHOUT NOTICE.



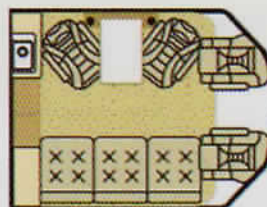
## 22' BUILT FOR TWO STANDARD CAB OR CAB-OVER

### OPTIONAL EQUIPMENT

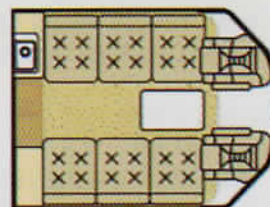
- Casual Elegance Upgrade (Call for details)
- Diesel Engine 6.0L
- 3.6 KW Gas Generator
- Propane Generator (in Lieu of Gasoline)
- 13,500 BTU Roof Air Conditioner w/ Heat
- A & E Full Size Awning
- A & E Window Awning
- Cabover Bed (66" X 82")
- King-Dome Satellite System
- Bose Wave Radio System AM/FM/CD
- CB Radio
- GPS System
- Inverter
- Ultra Leather Chairs
- Back-up Camera



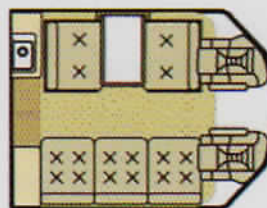
### FURNITURE OPTIONS



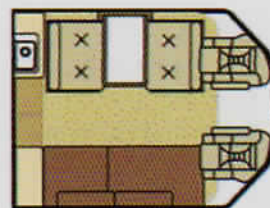
(SOFA/BED, CHAIRS  
AND PULLUP TABLE)



(TWO SOFA/BEDS)

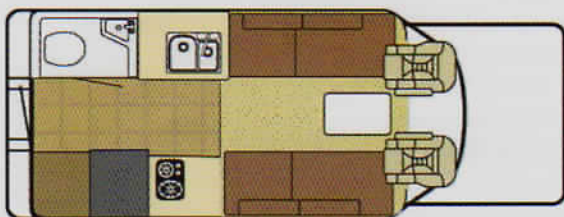


(SOFA/BED AND DINETTE)



(INCLINE BED AND DINETTE)

### 22' BUILT FOR TWO FLOORPLAN





## 24' REAR BATH



### BODY CONSTRUCTION

- Bumper to Bumper Overall Length: 24' 7"
- Front of Bumper to Rear of Cab: 92 1/2"
- Height at Top of Front Vent: 118 1/2"
- Rear Roof Height: 110 1/2"
- Height with Roof Air: 118 1/2"
- Body Width: 95 1/2"
- Rear Bumper Depth: 6 1/2"
- Interior Height: 76 1/2"
- Maximum Cabover Height: 84 1/2"
- Chassis Wheelbase: 158
- Hitch Tongue Weight (lbs.): 500
- Hitch Towing Weight (lbs.): 5000
- Gross Vehicle Weight Rating (lbs.): 14,500
- Cargo Carrying Capacity (lbs.): 2,304

### TANK TYPE

- Fuel: 55 gal.
- Usable LPG @ 80%: 23.2 gal.
- Fresh Water: 29 gal. • Gray Water: 21 gal.
- Black Water: 35 gal. • Water Heater: 6 gal.

### CHASSIS STANDARD EQUIPMENT

- 6.8L Ford V-10 Engine, E450 Chassis, 14,500 GVWR
- Dash Air Conditioning and Heat
- Driver and Passenger Air Bags
- 4-Wheel Anti-Lock Brake System
- Electronic 5-Speed Automatic Transmission

- LT225R16E All Season Tires • 4.56:1 Axle Ratio
- Remote Keyless Entry / Panic Alarm
- Cruise Control / Tilt Steering • 6-Way Power Driver Seat Base
- Power Windows / Door Locks • 50 States Emissions
- AM/FM Dash Stereo w/ CD Player / Clock
- 36-Month/36,000 Mile Bumper to Bumper Limited Warranty

### COACH STANDARD EQUIPMENT

- Oak Cabinetry, Solid Surface Countertop
- Flexsteel Furniture • Sofa/Bed (46" X 76")
- Cabover Bed (66" X 82")
- Vinyl Inlaid Slate Flooring / Carpeting
- Microwave / Convection Oven
- Stainless 7.0 Cu. Ft. (110V / Gas) Refrigerator w/ Freezer
- 3 Burner Stove Top/Self Lighting
- Black Tank Back Flush
- 6 Gallon Propane / Electric Water Heater
- Double Kitchen Sink w/ Covers
- Pullout Pantry
- 12V Thermostatically Controlled Fantastic Fan Reversible w/ • Rain Sensor
- 30,000 BTU Thermostatically Controlled Furnace
- Thermopane Windows
- Rear View Mirror w/ Compass and Temperature
- Outside Shower
- Drag Rollers • Rack and Ladder
- Stainless Steel Wheel Liners
- Wood Dash Treatment
- Fiberglass Running Boards
- Adjustable Dual Air Lift Suspension
- Power Heated Mirrors
- Brushed Nickel Reading Lights
- Two Coach Batteries
- TV Antenna and Power Booster
- Telephone Hookup / Cable TV Hookup
- Sewer Hose / Shoreline Electrical Cord / Water Hose
- Tow Package (Includes Hitch and Plug)
- (3) Tubular Steel Roll Bars
- Molded Fiberglass Body Including Fiberglass Floor w/ Wooden Core
- Lifetime Fiberglass Limited Warranty Against Corrosion or Hail Perforation
- 36-Month / 36,000 Miles Limited Warranty on Manufactured Motorcoach

DODGEN INDUSTRIES, INC. IS COMMITTED TO THE CONTINUOUS IMPROVEMENT OF ITS PRODUCTS. THE MANUFACTURER RESERVES THE RIGHT, AT ANY TIME, TO MAKE CHANGES IN PRODUCT DESIGNS, SPECIFICATIONS, MATERIALS, COMPONENTS, MODEL AVAILABILITY AND PRICES AS ITS SOLE OPTION, WITHOUT NOTICE.



## 24' REAR BATH

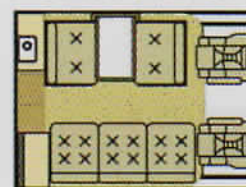


### OPTIONAL EQUIPMENT

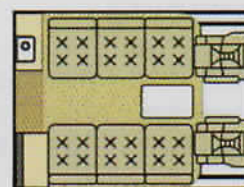
- Casual Elegance Upgrade (Call for details)
- Diesel Engine 6.0L
- 3.6 KW Gas Generator
- Propane Generator (in Lieu of Gasoline)
- 13,500 BTU Roof Air Conditioner w/ Heat
- A & E Full Size Awning
- A & E Window Awning
- Front Entertainment Center
- LCD TV/DVD - 12V DC
- King-Dome Satellite System
- Bose Wave Radio System AM/FM/CD
- CB Radio
- GPS System
- Back-Up Camera System
- Inverter
- Storage Pod (10 or 14 cubic foot)
- Ultra Leather Chairs
- Ultra Leather Sofa
- Porcelain China Toilet



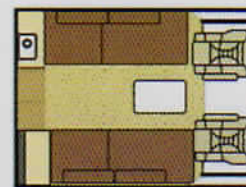
### FURNITURE OPTIONS



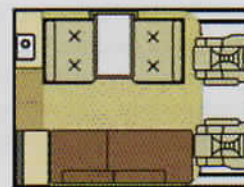
(SOFA/BED AND DINETTE)



(TWO SOFA BEDS)

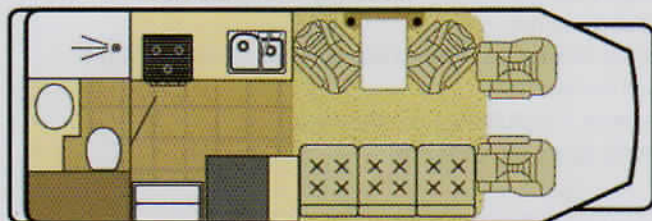


(TWO INCLINE BEDS)



(INCLINE BED AND DINETTE)

### 24' REAR BATH FLOORPLAN





## 27' REAR SIDE BED



### BODY CONSTRUCTION

- Bumper to Bumper Overall Length: 27' 2"
- Front of Bumper to Rear of Cab: 92 1/2"
- Height at Top of Front Vent: 118 1/2"
- Rear Roof Height: 110 1/2"
- Height with Roof Air: 118 1/2"
- Body Width: 95 1/2"
- Rear Bumper Depth: 6 1/2"
- Interior Height: 76 1/2"
- Maximum Cabover Height: 84 1/2"
- Chassis Wheelbase: 176
- Hitch Tongue Weight (lbs.): 500
- Hitch Towing Weight (lbs.): 5000
- Gross Vehicle Weight Rating (lbs.): 14,500
- Cargo Carrying Capacity (lbs.): 1,361

### TANK TYPE

- Fuel: 55 gal.
- Usable LPG @ 80%: 23.2 gal.
- Fresh Water: 35 gal. • Gray Water: 35 gal.
- Black Water: 21 gal. • Water Heater: 6 gal.

### CHASSIS STANDARD EQUIPMENT

- 6.8L Ford V-10 Engine, E450 Chassis, 14,500 GVWR
- Dash Air Conditioning and Heat
- Driver and Passenger Air Bags
- 4-Wheel Anti-Lock Brake System
- Electronic 5-Speed Automatic Transmission
- LT225R16E All Season Tires • 4.56:1 Axle Ratio
- Remote Keyless Entry / Panic Alarm
- 6-Way Power Driver Seat Base

- Cruise Control / Tilt Steering
- Power Windows / Door Locks
- AM/FM Dash Stereo w/ CD Player / Clock
- 50 States Emissions Label
- 36-Month/36,000 Mile Bumper to Bumper Limited Warranty

### COACH STANDARD EQUIPMENT

- Oak Cabinetry, Solid Surface Countertop
- Flexsteel Furniture
- Sofa/Bed (46" X 76") • Corner Bed (50" X 76")
- Vinyl Inlaid Slate Flooring / Carpeting
- Microwave / Convection Oven
- Stainless 7.0 Cu. Ft. (110V / Gas) Refrigerator w/ Freezer
- 3 Burner Stove Top • Black Tank Back Flush
- 6 Gallon Propane / Electric Water Heater
- Double Kitchen Sink w/ Covers
- Pullout Pantry
- 12V Thermostatically Controlled Fantastic Fan Reversible w/ Rain Sensor
- 30,000 BTU Thermostatically Controlled Furnace
- Thermopaned Windows
- Rear View Mirror w/ Compass and Temperature
- Outside Shower
- Drag Rollers
- Stainless Steel Wheel Liners
- Wood Dash Treatment
- Fiberglass Running Boards
- Adjustable Dual Air Lift Suspension
- Power Heated Mirrors
- Brushed Nickel Reading Lights
- Two Coach Batteries
- TV Antenna and Power Booster
- Telephone Hookup / Cable TV Hookup
- Sewer Hose / Shoreline Electrical Cord / Water Hose
- Rack and Ladder
- Tow Package (Includes Hitch and Plug)
- (3) Tubular Steel Roll Bars
- Molded Fiberglass Body Including Fiberglass Floor w/ Wooden Core
- Lifetime Fiberglass Limited Warranty Against Corrosion or Hail Perforation
- 36-Month / 36,000 Miles Limited Warranty on Manufactured Motorcoach

DODGEN INDUSTRIES, INC. IS COMMITTED TO THE CONTINUOUS IMPROVEMENT OF ITS PRODUCTS. THE MANUFACTURER RESERVES THE RIGHT, AT ANY TIME, TO MAKE CHANGES IN PRODUCT DESIGNS, SPECIFICATIONS, MATERIALS, COMPONENTS, MODEL AVAILABILITY AND PRICES AS ITS SOLE OPTION, WITHOUT NOTICE.




## 27' REAR SIDE BED

### OPTIONAL EQUIPMENT

- Casual Elegance Upgrade (Call for details)
- Diesel Engine 6.0L
- 3.6 KW Gas Generator
- Propane Generator (in Lieu of Gasoline)
- 13,500 BTU Roof Air Conditioner w/ Heat
- A & E Full Size Awning
- A & E Window Awning
- Front Entertainment Center
- LCD TV/DVD - 12V DC
- King-Dome Satellite System
- Bose Wave Radio System AM/FM/CD
- CB Radio
- GPS System
- Back-Up Camera System
- Inverter
- Storage Pod (10 or 14 cubic foot)
- Ultra Leather Chairs
- Ultra Leather Sofa
- Porcelain China Toilet



### 27' REAR SIDE BED FLOORPLAN





## 27' REAR BATH



### BODY CONSTRUCTION

- Bumper to Bumper Overall Length: 27' 2"
- Front of Bumper to Rear of Cab: 92 1/2"
- Height at Top of Front Vent: 118 1/2"
- Rear Roof Height: 110 1/2"
- Height with Roof Air: 118 1/2"
- Body Width: 95 1/2"
- Rear Bumper Depth: 6 1/2"
- Interior Height: 76 1/2"
- Maximum Cabover Height: 84 1/2"
- Chassis Wheelbase: 176
- Hitch Tongue Weight (lbs.): 500
- Hitch Towing Weight (lbs.): 5000
- Gross Vehicle Weight Rating (lbs.): 14,500
- Cargo Carrying Capacity (lbs.): 1,854

### TANK TYPE

- Fuel: 55 gal.
- Usable LPG @ 80%: 23.2 gal.
- Fresh Water: 35 gal.
- Gray Water: 35 gal.
- Black Water: 21 gal.
- Water Heater: 6 gal.

### CHASSIS STANDARD EQUIPMENT

- 6.8L Ford V-10 Engine, E450 Chassis, 14,500 GVWR
- Dash Air Conditioning and Heat
- Driver and Passenger Air Bags
- 4-Wheel Anti-Lock Brake System
- Electronic 5-Speed Automatic Transmission
- LT225R16E All Season Tires
- 4.56:1 Axle Ratio

- Remote Keyless Entry / Panic Alarm
- 6-Way Power Driver Seat Base
- Cruise Control / Tilt Steering
- Power Windows / Door Locks
- AM/FM Dash Stereo w/ CD Player / Clock
- 50 States Emissions Label
- 36-Month/36,000 Mile Bumper to Bumper Limited Warranty

### COACH STANDARD EQUIPMENT

- Oak Cabinetry, Solid Surface Countertop
- Flexsteel Furniture
- Cabover Bed (66" X 82")
- Sofa/Bed (46" X 76")
- Vinyl Inlaid Slate Flooring / Carpeting
- Microwave / Convection Oven
- Stainless 7.0 Cu. Ft. (110V / Gas) Refrigerator w/ Freezer
- 3 Burner Stove Top/Self Lighting
- Black Tank Back Flush
- 6 Gallon Propane / Electric Water Heater
- Double Kitchen Sink w/ Covers
- Pullout Pantry
- 12V Thermostatically Controlled Fantastic Fan Reversible w/ Rain Sensor
- 30,000 BTU Thermostatically Controlled Furnace
- Thermopaned Windows
- Rear View Mirror w/ Compass and Temperature
- Outside Shower
- Drag Rollers
- Stainless Steel Wheel Liners
- Wood Dash Treatment
- Fiberglass Running Boards
- Adjustable Dual Air Lift Suspension
- Power Heated Mirrors
- Brushed Nickel Reading Lights
- Two Coach Batteries
- TV Antenna and Power Booster
- Telephone Hookup / Cable TV Hookup
- Sewer Hose / Shoreline Electrical Cord / Water Hose
- Rack and Ladder
- Tow Package (Includes Hitch and Plug)
- (3) Tubular Steel Roll Bars
- Molded Fiberglass Body Including Fiberglass Floor w/ Wooden Core
- Lifetime Fiberglass Limited Warranty Against Corrosion or Hail Perforation
- 36-Month / 36,000 Miles Limited Warranty on Manufactured Motorcoach

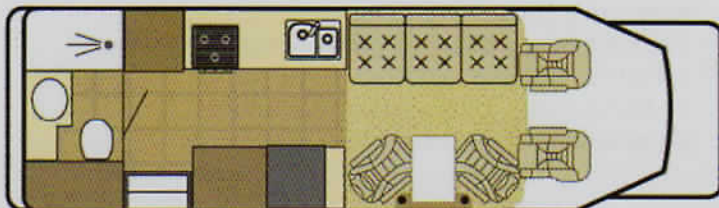
DODGEN INDUSTRIES, INC. IS COMMITTED TO THE CONTINUOUS IMPROVEMENT OF ITS PRODUCTS. THE MANUFACTURER RESERVES THE RIGHT, AT ANY TIME, TO MAKE CHANGES IN PRODUCT DESIGNS, SPECIFICATIONS, MATERIALS, COMPONENTS, MODEL AVAILABILITY AND PRICES AS ITS SOLE OPTION, WITHOUT NOTICE.



## 27' REAR BATH



## 27' REAR BATH FLOORPLAN



## OPTIONAL EQUIPMENT

- Casual Elegance Upgrade (Call for details)
- Diesel Engine 6.0L
- 3.6 KW Gas Generator
- Propane Generator (in Lieu of Gasoline)
- 13,500 BTU Roof Air Conditioner w/ Heat
- A & E Full Size Awning
- A & E Window Awning
- Front Entertainment Center
- LCD TV/DVD - 12V DC
- King-Dome Satellite System
- Bose Wave Radio System AM/FM/CD
- CB Radio
- GPS System
- Back-Up Camera System
- Inverter
- Storage Pod (10 or 14 cubic foot)
- Ultra Leather Chairs
- Ultra Leather Sofa
- Porcelain China Toilet



## 32' PRESIDENT - REAR QUEEN or REAR TWIN



### BODY CONSTRUCTION

- Bumper to Bumper Overall Length: 32' 3"
- Front of Bumper to Rear of Cab: 105
- Height at Top of Front Vent: 126 1/2"
- Rear Roof Height: 121
- Height with Roof Air: 131 1/2"
- Body Width: 101 1/2"
- Rear Bumper Depth: 10 1/2"
- Interior Height: 84 1/2"
- Maximum Cabover Height: 84 1/4"
- Chassis Wheelbase: 213-1/2
- Hitch Tongue Weight (lbs.): 500
- Hitch Towing Weight (lbs.): 5000
- Gross Vehicle Weight Rating (lbs.): 19,500
- Cargo Carrying Capacity (lbs.): 2,294

### TANK TYPE

- Fuel: 60 gal.
- Usable LPG @ 80%: 23.2 gal.
- Fresh Water: 47 gal.
- Gray Water: 57 gal.
- Black Water: 37 gal.
- Water Heater: 6 gal.

### CHASSIS STANDARD EQUIPMENT

- 8.1L Gas Engine, C5500 Chassis, 19,500 GVWR
- Dash Air Conditioning and Heat
- Driver and Passenger Air Bags
- 4-Wheel Anti-Lock Brake System
- Electronic 4-Speed Allison Automatic Transmission
- LT225-70R-19.5 All Season Tires
- 4.78:1 Axle Ratio
- Remote Keyless Entry
- Instrument Cluster / Tachometer
- Cruise Control / Tilt Steering
- Power Windows / Door Locks

- AM/FM Dash Stereo w/ CD Player / Clock
- 50 States Emissions Label & 36-month/36,000 Mile Bumper to Bumper Limited Warranty

### COACH STANDARD EQUIPMENT

- Oak Cabinetry, Solid Surface Countertop
- Flexsteel Driver & Passenger Chairs
- Rear Walk-Around Queen Mattress (60" X 75") or Two Twin Beds
- Vinyl Inlaid Slate Flooring / Carpeting
- Microwave / Convection Oven
- Stainless 10.0 Cu. Ft. (110V / Gas) Refrigerator w/ Freezer
- Recessed 3-Burner Range
- 6 Gallon Propane / Electric Water Heater
- Deep Stainless Steel Sink with Cover
- 12V Thermostatically Controlled Fantastic Fan Reversible w/ Rain Sensor
- 30,000 BTU Thermostatically Controlled Furnace
- Thermopaned Windows • Outside Shower
- Stainless Steel Wheel Liners
- Wood Dash Treatment
- On-Board Link Air Suspension System
- Power Lighted and Heated Mirrors
- Two Coach Batteries • TV Antenna and Power Booster
- Telephone Hookup / Cable TV Hookup
- Sewer Hose / Shoreline Electrical Cord / Water Hose
- (3) Tubular Steel Roll Bars • Fiberglass Molded Shower
- Molded Fiberglass Body Including Fiberglass Floor w/ Wooden Core
- Lifetime Fiberglass Limited Warranty Against Corrosion or Hail Perforation
- 36-Month / 36,000 Miles Limited Warranty on Manufactured Motorcoach



DODGEN INDUSTRIES, INC. IS COMMITTED TO THE CONTINUOUS IMPROVEMENT OF ITS PRODUCTS. THE MANUFACTURER RESERVES THE RIGHT, AT ANY TIME, TO MAKE CHANGES IN PRODUCT DESIGNS, SPECIFICATIONS, MATERIALS, COMPONENTS, MODEL AVAILABILITY AND PRICES AS ITS SOLE OPTION, WITHOUT NOTICE.



## 32' PRESIDENT - REAR QUEEN or REAR TWIN



### OPTIONAL EQUIPMENT

- Casual Elegance Upgrade (Call for details)
- 6600 Duramax Diesel Engine
- 7.0 KW Gas Generator
- Propane Generator (in Lieu of Gasoline)
- (2) 13,500 BTU Roof Air Conditioner w/Heat Strip/Roof Climate Control
- A & E Weather Pro Power Awning
- Front Entertainment Center with LCD TV/DVD
- Bedroom TV
- King-Dome Satellite System
- Bose Wave Radio System AM/FM/CD
- GPS System
- Color Back-Up Camera
- Inverter
- Storage Pod (10 or 14 cubic foot)
- Porcelain China Toilet
- Central Vacuum



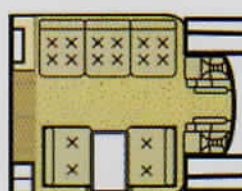
### 32' REAR QUEEN BED FLOORPLAN



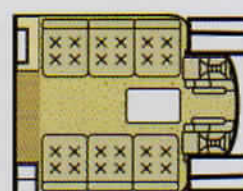
### 32' REAR TWIN BED FLOORPLAN



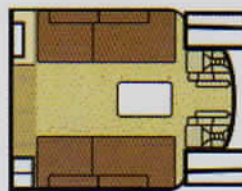
### FURNITURE OPTIONS



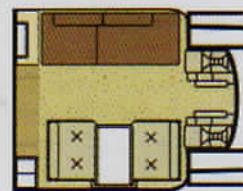
(SOFA/BED AND DINETTE)



(TWO SOFA BEDS)



(TWO INCLINE BEDS)



(INCLINE BED AND DINETTE)



## INTERIOR FABRIC OPTIONS



- 1) Mahogany (Drapery) 2) Barley (Drapery) 3) Ginger (Drapery) 4) Ginger Snap (Drapery)  
5) Froth (Upholstery) 6) Peat (Upholstery) 7) Mocha (Upholstery) 8) Mystic (Upholstery)  
9) Redwood (Upholstery) 10) Buff (Ultra-Leather, Upholstery)