



2015



Freedom

The Born Free Freedom has a compact size that allows you to go wherever your imagination would like to take you, yet provides a roomy, spacious interior design that feels like a larger motor home. The biggest surprise in a coach of this size is the separate shower that you typically would only find in a larger coach. The living room has the diversity to allow you to design any furniture option and combination we offer to meet your family's needs. Our queen size cab-over bed option gives you a very comfortable memory foam mattress. Coupled with Flexsteel chairs and Villa sofa beds, you will have the finest furniture choices in the industry. Amenities such as all LED lighting both inside & out, power day/night shades, laid tile floor and glass tile back splash are just a few of the features found in the Freedom giving you the feel of a larger luxury motor home, in a much smaller size!



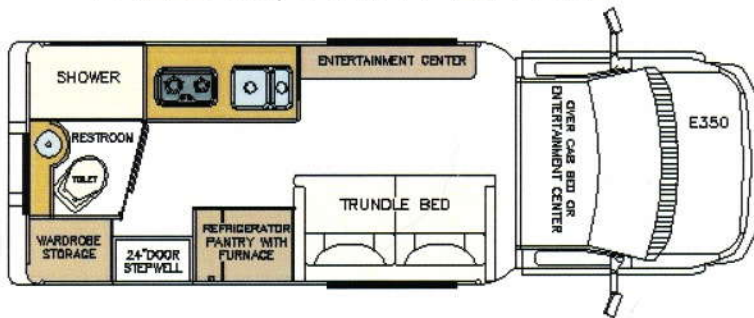
Born Free RV  
1505 13th St. N.  
Humboldt, Iowa 50548  
[www.bornfreerv.com](http://www.bornfreerv.com)  
800-247-1835



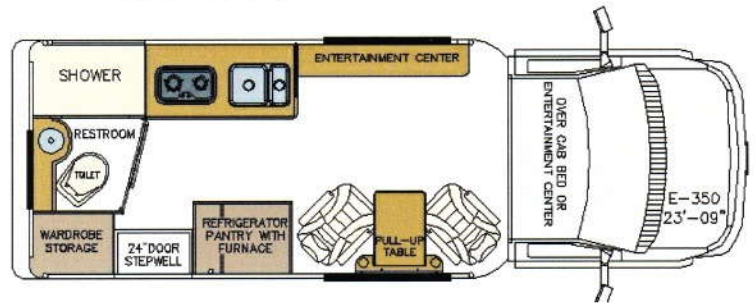
# 2015 Born Free Freedom

## E Series Chassis Floorplans

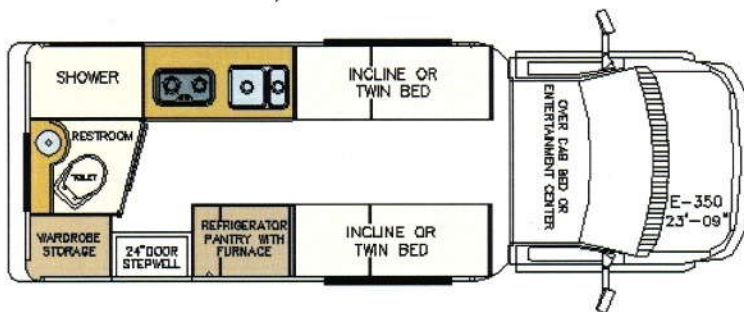
FREEDOM/FRONT LOUNGE



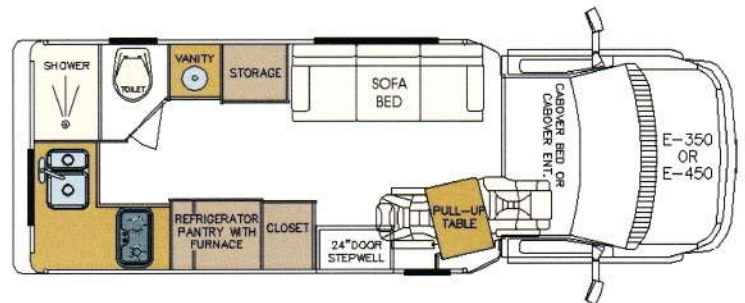
FREEDOM/FRONT LOUNGE



FREEDOM/FRONT LOUNGE

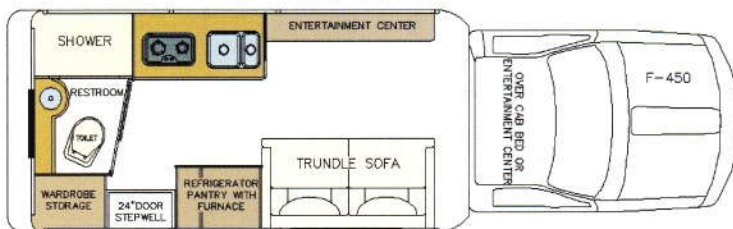


FREEDOM/REAR SIDE KITCHEN

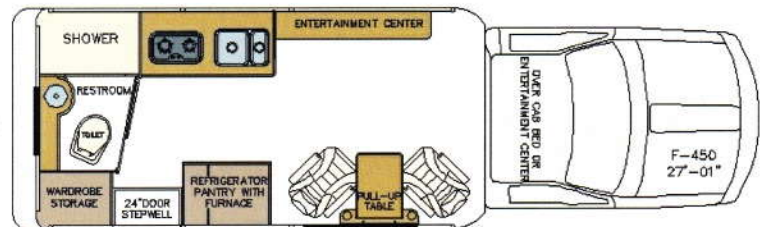


## F Series Chassis Floorplans

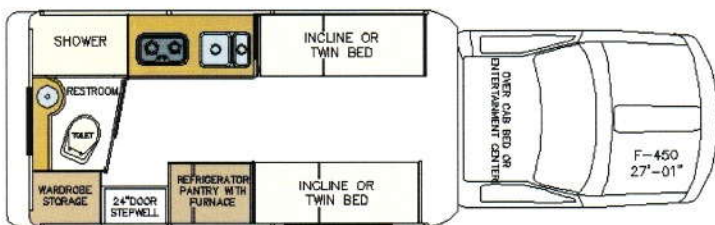
FREEDOM/FRONT LOUNGE  
F-SERIES



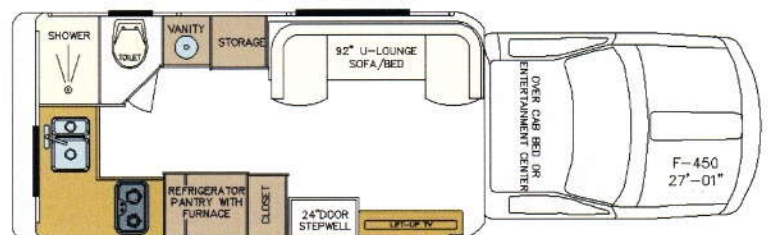
FREEDOM/FRONT LOUNGE  
F-SERIES



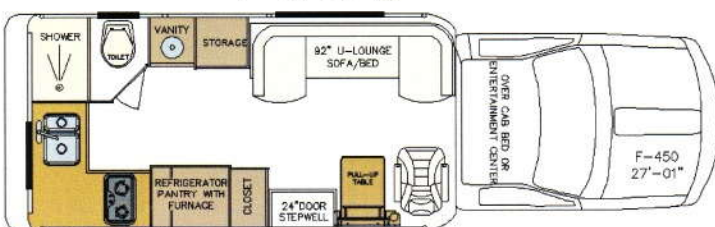
FREEDOM/FRONT LOUNGE  
F-SERIES



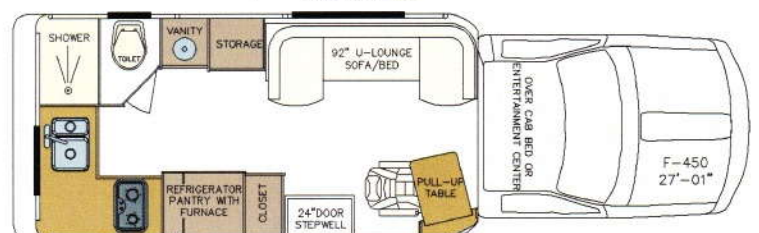
FREEDOM/REAR SIDE KITCHEN  
F-SERIES



FREEDOM/REAR SIDE KITCHEN  
F-SERIES



FREEDOM/REAR SIDE KITCHEN  
F-SERIES





# 2015 Born Free Freedom

## E Series Chassis Features

- Keyless/Remote Entry
- Daytime Running Lights
- Heavy Duty Alternator
- Passenger Airbag Shutoff Switch
- Dash Electronic Message Center
- Cloth Flexsteel Captain's Chairs w/Power lumbar
- Power Windows and Door Locks
- 6-Way Power Driver's Seat
- Heated Power Mirrors
- Rearview Mirror w/Compass and Temperature
- Cruise Control
- Auxiliary Start
- Stainless Steel Tailpipe Extension
- 4-Wheel Disc ABS
- Tow Package with 12 Volt Plug
- Super Spring Suspension Upgrade

## Interior Coach Features

- Raised Panel Hardwood Cabinetry w/ Real Wood Edge Banding
- Solid Surface Countertops
- Tile Backsplash
- Double Bowl Undermount Stainless Steel Kitchen Sink
- Undermount Stainless Steel Bathroom Sink
- Brushed Nickel Fixtures
- Exterior Vented Range Hood
- 7 Cubic Foot 120V/LPG Refrigerator with Freezer
- Microwave/Convection Oven
- 30,000 BTU LP Furnace with Digital Thermostat
- Fantastic Fan in Bathroom and Living Room
- LED Interior Lighting
- Porcelain Toilet
- Shower Soap Dispenser
- Non-slip Step Well
- Front Privacy Curtain
- Electronic Day/Night Shades

## F Series Chassis Features

- Keyless/Remote Entry
- Keyless Entry Pad
- Daytime Running Lights
- Heavy Duty Alternator
- Passenger Airbag Shutoff Switch
- Dash Electronic Message Center
- Rearview Mirror
- Power Windows and Door Locks
- 6 Way Power Driver Seat
- Adjustable Pedals
- Cruise Control
- Auxiliary Start
- Stainless Steel Tailpipe Extension
- 4-Wheel Power Disc Brakes with ABS
- Tow Packages with 12 Volt Plug
- 4 Upfitter Switches
- Integrated Trailer Brake Controller
- Front Stabilizer Bar
- Traction Control System
- Aluminum Wheels
- Borg Valve Stem Extenders

## Exterior Coach Features

- Molded Fiberglass Body
- Fiberglass Floor with Plywood Core
- Fiberglass Running Boards
- All LED Body Lighting
- Rear Ladder & Roof Rack
- Exterior Shower
- Black Tank Flush System
- Garnet Non-Intrusive Tank Probes
- Sewer Hose
- Water Hose
- Cable TV Connection
- TV Antenna w/ Signal Booster
- 2 Deep Cycle Coach Batteries on Pull-Out Service Tray
- Exterior 110V Outlet
- Tinted Thermo Paned Frameless Windows
- Lighted Entrance Door Handle
- Generator Fuel Shutoff Valve
- Inverter/Battery Disconnect





## The Born Free Difference

- 4.0KW Cummins Onan Gasoline Generator
- Cab Touchscreen AM/FM/DVD/CD Receiver with Bluetooth
- Rand McNally Navigation and Back Up Camera
- 18K BTU Ducted Roof Air
- Electric Awning with Remote Light
- Premium LED TV
- 2nd Gen On-Demand Tankless LPG Water Heater
- Tubular Steel Rollbars
- Dera Ceramic Style Tile Flooring
- Sliding Bathroom Door
- Coach Entrance Door with Remote Keyless Entry, Keypad Access and Gas Shock
- Firefly Fully Dimmable Lighting System
- Premium Shower Faucet and Mixer
- Memory Foam Cab-over Bed
- 2,000 Watt Outback Under-floor inverter
- Smart Plug shoreline
- Kenyon SilKEN 2 Induction Cook Top

## Warranties

- Ford 36 Mo./36,000 Mile Bumper-to-Bumper Ltd.
- 10 Yr. Fiberglass Warranty Against Corrosion or Hail Perforation

## Options

### Floorplan

- Front Lounge
- Rear Side Kitchen
- Nose Cone: Bed/Entertainment Center/Storage

Living Room Layout:  
See Spec Sheet for choices

### Chassis

- E450 Chassis-increased cargo capacity & fuel economy
- F450 XLT Chassis—6.8L V-10 Gas (upgrade to wide body—add 26" length)
- F450 XLT Chassis—6.7 Power Stroke V8 Turbo Diesel (upgrade to wide body—add 26" length)

### Cab Amenities

- Satellite Radio Adapter
- CB Radio
- Side view Cameras
- Tire Pressure Monitors
- Mobileye Collision Avoidance

### Drivetrain

- 4 wheel drive (*F Series Only*)

### Leveling System

- HWH Hydraulic Straight Jacks

### Comfort

- Heated Cab Seats (*E Series Only*)
- Center Seat/Console (*F Series Only*)
- Heated Floor



## Options Continued...

### Suspension

- Bilstein Shocks
- Safe-T-Plus Stabilization System
- MOR/Ryde Suspension System
- Liquid Springs Suspension

### Awning

- Driver's Side Living Room
- Driver's Side Living Room & Kitchen

### Cabinetry

- Oak or Alder w/Raised Panel Doors (Standard)
- Hickory w/ Raised Panel Doors
- Cherry w/ Raised Panel Doors
- Walnut w/Raised Panel Doors
- Cedar Lining in Wardrobe
- Mission Style Cabinets & Hardware

### Interior Design Package

- Prairie
- Horizon
- Vermillion

### Connectivity

- Firefly iPad Electronic Interface

### Power

- 3.6 KW Cummins LPG
- 6.0 KW Cummins Diesel w/Slide Mount
- EC30 Auto Generator Start
- \*Solar Package

### Entertainment

- 40" HD LED TV (Entertainment Center Only)
- Winegard Stationary Satellite
- Kingdome in Motion Satellite

### Furniture Upgrade to Ultra Leather

- Captain's Chair (E Series)
- Coach Chairs
- Sofa Bed
- Double Trundle
- Captain's Chairs (F Series)
- Center Seat/Console (F Series)

### Exterior

- Full Body Paint
- Rear Wall Mounted Spare Tire
- Borg Valve Stem Extenders (E Series)
- Front Bumper Step
- Rear Bumper Step
- Bug Deflector

### Plumbing

- Heated Tanks and Dump Valves
- Water Filtration System
- \*Propane Cooktop
- \*A/C-LP Tank Style Water Heater



\* Options  
recommended for  
frequent dry camping

