

2008 CONSTRUCTION OF 'OVER-THE-CAB' TWIN BEDS IN A 2002 X 26 RB



IN THE BEGINNING with Shortened Ladder



COMPLETED BEDS



Fastening Screws
(to Anchoring Plate & vertical wall)



SS Marine Hinge

Finished Left Side
(Net Cushion)




Fastening Screw
(to Bed Half from underneath)

Cushion Retainer (Oak)
& Carpet Edge Finishing
(SS Boat Rub Rail)

Finished without Cushions




Ladder



Single 3/4" Plywood
Double 3/4" Plywood


L & R Bed Halves
(Bottom & Top)



Right Foam
Cushion Half (3"
Thick)



Bed Halves
(Tops Side)



Anchoring & Leveling
Plate



Anchoring to the Roll
Bar Gusset
(SS Marine Hinge)



Cushions
(Upholstery Covered)